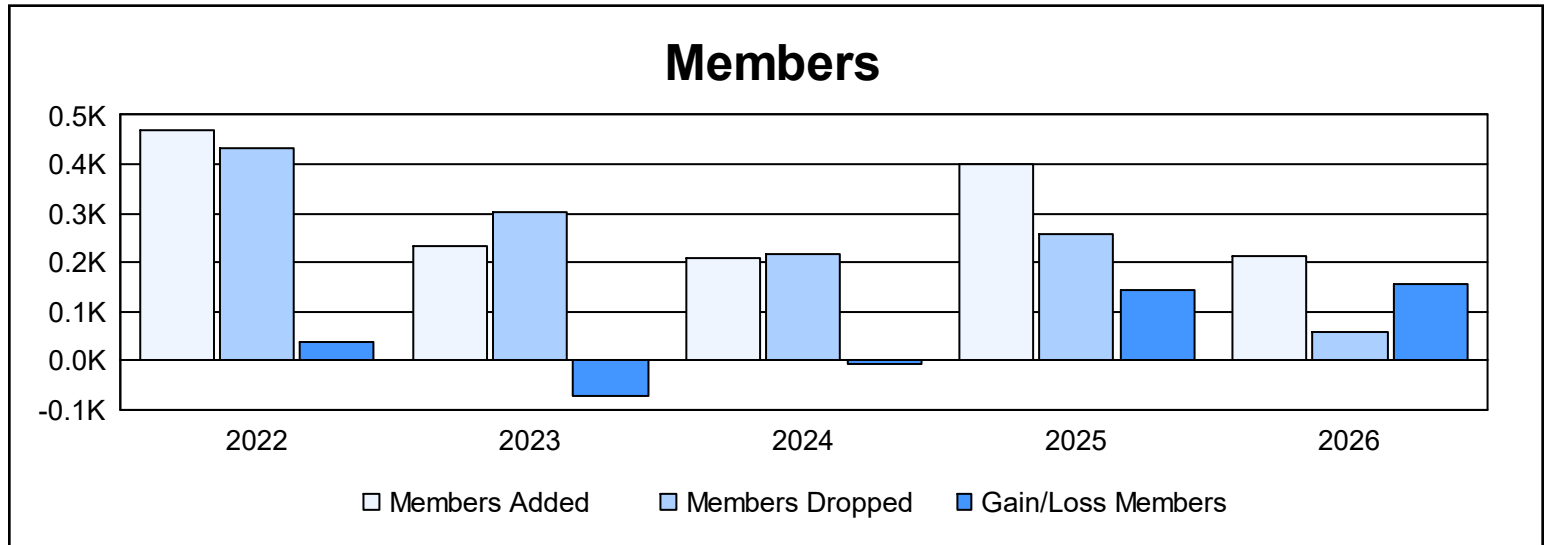
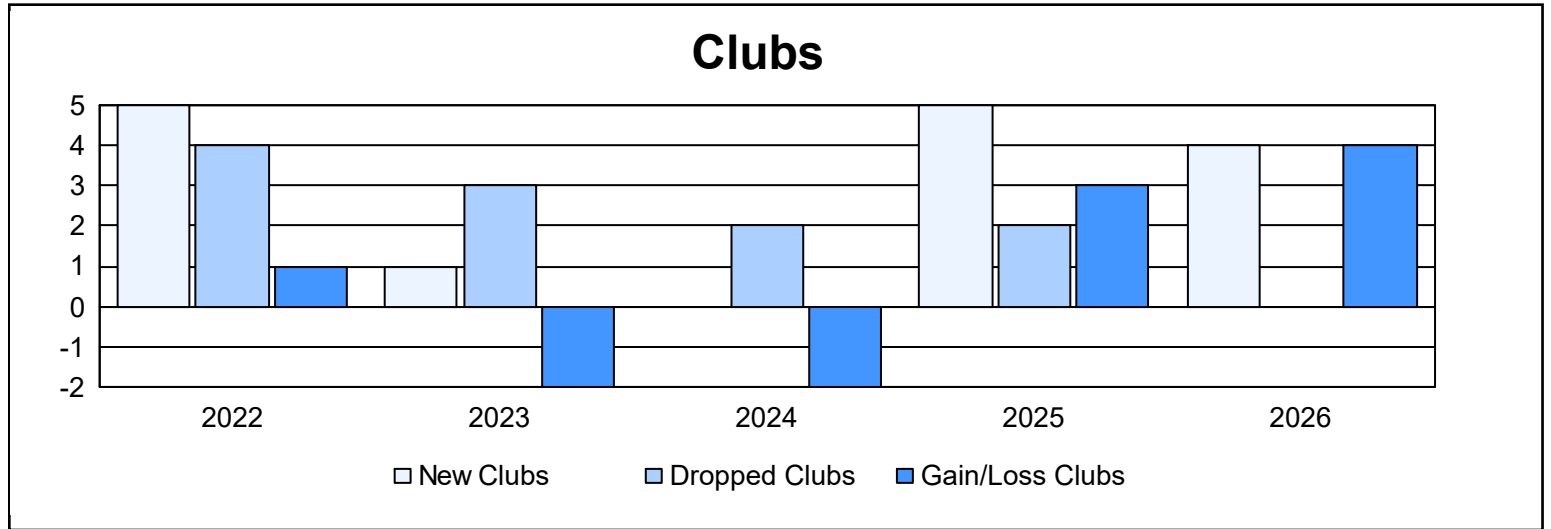
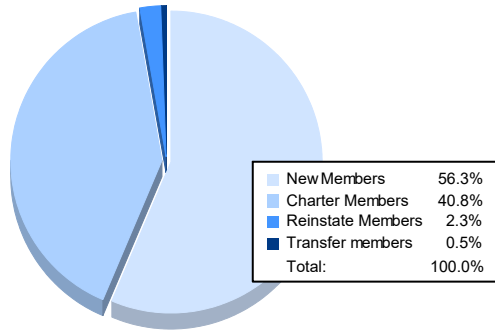


| Year           | New Clubs | Dropped Clubs | Gain/ Loss Clubs | New Members | Charter Members | Reinstate Members | Transfer Members | Total Member Added | Total Members Dropped | Gain/ Loss Members |
|----------------|-----------|---------------|------------------|-------------|-----------------|-------------------|------------------|--------------------|-----------------------|--------------------|
| 2021-2022      | 5         | 4             | 1                | 236         | 163             | 71                | 0                | 470                | 434                   | 36                 |
| 2022-2023      | 1         | 3             | -2               | 143         | 38              | 38                | 14               | 233                | 304                   | -71                |
| 2023-2024      | 0         | 2             | -2               | 157         | 34              | 11                | 6                | 208                | 217                   | -9                 |
| 2024-2025      | 5         | 2             | 3                | 162         | 134             | 104               | 1                | 401                | 259                   | 142                |
| 2025-2026      | 4         | 0             | 4                | 120         | 87              | 5                 | 1                | 213                | 59                    | 154                |
| <b>Average</b> | <b>3</b>  | <b>2</b>      | <b>1</b>         | <b>164</b>  | <b>91</b>       | <b>46</b>         | <b>4</b>         | <b>305</b>         | <b>255</b>            | <b>50</b>          |



### Membership Composition October 2025 Cumulative



### Gender Composition October 2025 Cumulative

